



CREATING A CLEANER, SAFER, HEALTHIER WORLD.

EQUIPMENT



M20





INTEGRATED SWEEPER-SCRUBBER

- Effectively clean in just one pass – wet or dry – with FloorSmart® integrated cleaning system technology
- Achieve excellent cleaning results with ec-H2O™ technology and MaxPro²™ hydraulic technology
- Increase visibility with cab-forward design, open sightlines, and steering-wheel-mounted controls
- Improve the operator and supervisor experience with available Pro-Panel™ technology

AN INNOVATIVE, HIGH-PERFORMANCE, INTEGRATED SWEEPER-SCRUBBER FOCUSED ON DELIVERING CUSTOMIZED SOLUTIONS TO MEET CUSTOMER NEEDS



THE M20 ADDRESSES YOUR KEY BUSINESS CHALLENGES

-  **REDUCE COST TO CLEAN**
 - Improve productivity by cleaning in a single pass with FloorSmart® integrated cleaning system technology that combines sweeping and scrubbing functions.
-  **MAINTAIN HEALTH & SAFETY**
 - Ensure employee safety with a high-capacity, multi-level hydraulic rear hopper that eliminates the need to manually handle debris.
-  **ENHANCE FACILITY IMAGE**
 - Deliver excellent cleaning results with MaxPro²™ hydraulic technology that provides consistent power to the brush drive motors regardless of floor surface changes.
-  **EASY OPERATION & MAINTENANCE**
 - Reduce training and simplify operation with the Touch-n-Go™ control module featuring 1-Step™ start button.

INNOVATIVE TECHNOLOGIES



Pro-ID™

Pro-Check™

PerformanceView™

Backup Camera

Multiple Languages

AVAILABLE PRO-PANEL™ TECHNOLOGY REDEFINES THE USER EXPERIENCE

Transform your cleaning operation with Pro-Panel™ technology – a revolutionary breakthrough in user experience. Pro-Panel™ technology integrates multiple controls into an intuitive, high-visibility touch screen interface.



- Effectively manage your asset and operators with **supervisor controls** that allow the machine function to be matched to the operator skill level and prevent unauthorized use.
- Ensure successful starts with **Pro-ID™** operator login that automatically activates the specific operator's personalized cleaning settings and downloadable **Pro-Check™** pre-operation checklists.
- Increase cleaning efficiency with programmable **Zone Settings™** that allow you to establish preferred cleaning settings by area of facility.
- Provide operators a view of their cleaning path without having to take their eyes off the direction of travel with **PerformanceView™**.
- Increase visibility with **backup camera** featuring colored guidelines that help drivers safely dump debris and avoid objects when in reverse.
- Reduce the need for extensive operator training with **on-board, on-demand videos**.
- Increase machine ease of use with **28 different language** options.

ADDITIONAL EXCLUSIVE TECHNOLOGIES

All technologies increase scrub time up to three times using a single tank of water.



ec-H2O™ technology electrically converts water into an innovative cleaning solution that cleans effectively, saves money, improves safety, and reduces environmental impact* compared to daily cleaning floor chemicals and methods.



ES® Extended Scrubbing productivity enhancement system recycles cleaning chemicals to increase uptime and improve productivity by scrubbing floors using 66% less chemicals than traditional cleaning methods.



* Based on a study by EcoForm™. Visit www.tennantco.com for more information.

INSIDE THE M20

Touch-n-Go™ control module with 1-Step™ start button allows easy access to all settings without having to remove hands from wheel

Forward operating position improves operator safety and visibility

Optional ec-H2O™ technology improves productivity and reduces environmental impact

Full front shroud ensures operator leg and foot protection

Solution and recovery tanks allow for complete visual inspection and cleanout

Corrosion-resistant Duramer™ construction on shrouding and solution and recovery tanks for long life

Heavy-gauge steel frame with full wraparound bumper and cushioned rollers help protect machine life

Yellow touch points save time and ensure proper maintenance

Front-wheel steering and high-traction tires provide excellent maneuverability in congested spaces

Dura-Track™ parabolic squeegee with SmartRelease™ improves water pickup and damage resistance

FloorSmart® integrated cleaning technology provides exceptional sweeping and scrubbing results in one pass

Wet/dry synthetic fiber panel filter with InstantAccess™ provides excellent dust control and shakeback

Rugged 18 in/460 mm tires allow easy maneuvering indoors and out

Scrubbing side brush widens cleaning path up to 54 in/1,370 mm.

Spray hose makes machine spray-down and cleanup quick and easy.

Rear and side steel guards protect squeegee upon impact and prevent it from hooking on to obstacles.

KEY OPTIONS



ENGINEERED FOR PRODUCTIVITY



Touch-n-Go™ Control Module

- ▶ **Touch-n-Go™ control module with 1-Step™ start button** allows operators quick access to all settings without removing hands from the steering wheel.

- ▶ **High-capacity, multi-level hydraulic rear hopper** (3.9 ft³/110L | 390 lbs/177 kg) increases cleaning productivity by eliminating the need to manually handle debris.

- ▶ **Dura-Track™ parabolic squeegee with SmartRelease™** delivers exceptional water pickup and reduces maintenance and replacement parts due to squeegee damage.

- ▶ **Easy-access design** offers quick service access and visibility to on-board diagnostics, helping minimize downtime and reduce maintenance costs.

- ▶ **Cab-forward position and spacious operator compartment** provide outstanding visibility, safety and ergonomics to protect operators, the machine and your facility.

- ▶ **Easy-to-identify yellow maintenance touch points** help save time and money in routine maintenance activity.



Easy-Access Design



Operator Compartment



Yellow Maintenance Touch Points



Hydraulic Rear Hopper



Dura-Track™ Parabolic Squeegee

Overhead guard protects operators from falling objects.

High-powered pressure washer allows for easy blast-cleaning of hard-to-reach areas.

Safety warning light ensures awareness of machine during operation.

KEY OPTIONS



- Reduce rework, labor and safety costs by using only TennantTrue parts and service.
- Ensure optimal cleaning performance by selecting a TennantTrue Service program provided by a network of over 400 factory-trained Tennant service representatives.
- Improve uptime by leveraging TennantTrue parts and service.
- Simplify budgeting by bundling TennantTrue service plans, including parts, into the purchase or financing of your machine.



Manage your cleaning program with key performance metrics based on machine data.

Lease. Pre-Owned. Rent. Tennant has flexible options that get you the machines you need, however you need them.

M20 INTEGRATED SWEEPER-SCRUBBER

INTEGRATED CLEANING SYSTEM

Cleaning path	40 in / 1,020 mm
With scrubbing side brush	54 in / 1,370 mm
With sweeping side brush	56 in / 1,420 mm
Cylindrical main brushes	
Brush speed	480 rpm
Brush down pressure (up to)	425 lb / 193 kg
Brush diameter (2)	12 in / 300 mm
Side brush	
Brush speed	150 rpm
Scrubbing brush diameter	16 in / 410 mm
Sweeping brush diameter	21 in / 533 mm
Tanks	
Solution tank	56 gal / 212 L
Solution capacity with ES*	74 gal / 280 L
Recovery tank	73 gal / 276 L
Demisting chamber	16 gal / 61 L
Debris hopper	
Volume capacity	3.9 ft ³ / 110 L
Weight capacity	390 lb / 177 kg
Dump height (variable to)	60 in / 1,520 mm
Vacuum fans	
Scrubbing fan speed	11,000 rpm
Scrubbing fan water lift	35 in / 890 mm
Sweeping fan speed	6,500 rpm
Sweeping fan airflow	290 cfm / 8.2 m ³ /min

PROPELLING SYSTEM

Propel speed forward (variable to)	8.0 mph / 12.9 km/h
Propel speed reverse (variable to)	3.0 mph / 4.8 km/h
Engine-gasoline (2.0 L)	
Gross Intermittent Power*	50.7 hp / 37.8 kw @ 2800 rpm
Tennant Governed Power	40.6 hp / 30.3 kw @ 2300 rpm
Engine-LPG (2.0 L)	
Gross Intermittent Power*	51.6 hp / 38.5 kw @ 2800 rpm
Tennant Governed Power	42.4 hp / 31.6 kw @ 2300 rpm
Engine-diesel (1.5 L)	
Gross Intermittent Power*	24.8 hp / 18.5 kW @ 2300 rpm
Tennant Governed Power	24.8 hp / 18.5 kW @ 2300 rpm
Gradeability	
Transport at gross weight	10.0° / 18%
Working (cleaning)	8.0° / 14%
Ground clearance (transport)	3 in / 80 mm

DUST CONTROL SYSTEM

Filter system	Synthetic fiber panel
Filter area	78 ft ² / 7.3 m ²
Dust filtration (to)	3 microns @ 99% efficiency
Shaker mechanism (automatic)	Timed, beater bar

MACHINE SPECIFICATIONS

Length	95 in / 2,410 mm
Width	
Frame	50 in / 1,270 mm
Rear squeegee	51 in / 1,300 mm
With side brush	58 in / 1,473 mm
Height	58 in / 1,473 mm
With overhead guard	83.5 in / 2,120 mm
Weight (empty)	3,300 lb / 1,497 kg
Minimum aisle turn	110 in / 2,790 mm

WARRANTY

See your local representative for warranty information.

*Per SAE J1995
Specifications subject to change without notice.

SEEING IS BELIEVING

For a demonstration or additional information, call +1.800.553.8033 or email info@tennantco.com

Tennant
701 North Lilac Drive
Minneapolis, MN 55422 USA

USA/Canada: +1.800.553.8033
Quebec: +1.800.361.9050
Overseas: +1.763.540.1315

www.tennantco.com
info@tennantco.com