










# Product line comparison sheet

## WALK-BEHIND SCRUBBERS

### SMALL WALK-BEHIND SCRUBBERS

### MEDIUM WALK-BEHIND SCRUBBERS

Machines	 T2	 T260	 T290	 T300/T300e	 T390	 T391	 T500/T500e
<b>Specs</b>	<ul style="list-style-type: none"> <li>• 17" cleaning path</li> <li>• 7 gal solution tank</li> </ul>	<ul style="list-style-type: none"> <li>• 20" cleaning path</li> <li>• 10.5 gal solution tank, 12 gal recovery tank</li> </ul>	<ul style="list-style-type: none"> <li>• 20" cleaning path</li> <li>• 10.5 gal solution tank/13 gal recovery tank</li> </ul>	<ul style="list-style-type: none"> <li>• 17"/20"/24" cleaning path</li> <li>• 11 gal solution tank/14 gal recovery tank</li> </ul>	<ul style="list-style-type: none"> <li>• 28" cleaning path</li> <li>• 17 gal solution tank/18.5 gal recovery tank</li> </ul>	<ul style="list-style-type: none"> <li>• 28"/32" cleaning path</li> <li>• 18.5 gal solution tank/18.5 gal recovery tank</li> </ul>	<ul style="list-style-type: none"> <li>• 26"/28"/32" cleaning path</li> <li>• 22.5 gal solution tank/27 gal recovery tank</li> </ul>
<b>Battery type</b>	Lead Acid, Sealed AGM	Sealed AGM	Lead Acid, Sealed AGM	Lead Acid, Sealed AGM, Lithium ion	Lead Acid, Sealed AGM	Lead Acid, Sealed AGM	Lead Acid, Sealed AGM, Sealed TPPL, Lithium Ion
<b>Target segment examples</b>	Convenience stores, quick-service restaurants, small retail spaces and restrooms	Long-term care, hospitality, fitness centers and schools	Hospitality, retail, long-term care and schools	Retail, healthcare, hospitality, airports, schools, and industrial facilities	Schools and retail stores	Long-term care, hospitality, retail stores and schools	Schools, healthcare, retail, hospitality, industrial facilities, and warehousing
<b>Estimated run time</b>	Indoor, up to 3 hours	Indoor, up to 3 hours	Indoor, up to 3 hours	Indoor, up to 3.8 hours	Indoor, up to 2.3 hours	Indoor, up to 3 hours	Indoor, up to 5.9 hours
<b>Recommended applications</b>	Smaller common areas	Smaller common areas and congested spaces with hard floors	Smaller common areas and congested spaces with hard floors	Hard floors in a variety of spaces	Normal foot traffic dirt, basic types of dirt/soil	Medium to large spaces	Uneven and textured floors, grouted tile, polished stone and more



# Product line comparison sheet

## RIDE-ON SCRUBBERS



**T581**



**T681**



**T981**



**T7**



**T12**



**T16**

**Machines**

**Specs**

- 20" cleaning path
- 20 gal solution tank/21 gal recovery tank

- 33.5" cleaning path
- 26.4 gal solution tank/29 gal recovery tank

- 36" disk, 30" cylindrical
- 33 gal solution tank/36 gal recovery tank

- 26"/32" cleaning path
- 29 gal solution tank/29 gal recovery tank

- 32"/41" cleaning path
- 35 gal solution tank/44 gal recovery tank

- 36"/45"/46" cleaning path
- 50 gal solution tank/60 gal recovery tank

**Battery type**

Lead Acid, Sealed AGM

Lead Acid, Sealed AGM

Lead Acid, Sealed AGM

Lead Acid, Sealed AGM

Lead Acid, Sealed AGM

Lead Acid, Sealed AGM

**Target segment examples**

Retail stores, hospitals, schools

Retail stores, hospitals, schools

Logistics, retail and light industry

Retail, healthcare, hospitality, airports, schools and light industrial facilities

Retail, healthcare, hospitality, airports, schools and light industrial facilities

Distribution and storage facilities, food & beverage plants, running tracks/field houses and malls

**Estimated run time**

Indoor, up to 2.3 hours

Indoor, up to 2.4 hours

Indoor, up to 6 hours

Indoor, up to 4.5 hours

Indoor, up to 4.5 hours

Indoor, up to 4 hours

**Recommended applications**

Medium to large spaces

Medium to large spaces

Hard floors in small to large spaces

Decorative floors

Hard and decorative floors

Dried liquid, grease and grime



# Product line comparison sheet

## RIDE-ON SWEEPERS



**S680**



**S880**



**S16**



**6100**

**Machines**

**Specs**

- 42" cleaning path
- 2.5 ft<sup>2</sup> hopper capacity

- 48" cleaning path
- 2.4 ft<sup>2</sup> hopper capacity

- 46" (single brush), 60" (dual brush) cleaning path
- 5.3 ft<sup>2</sup> hopper capacity

- 30"/38" cleaning path
- 3 ft<sup>2</sup> hopper capacity

**Battery type**

Lead Acid, Sealed AGM

Lead Acid, Sealed AGM

Lithium Ion

Lead Acid, Sealed Gel

**Target segment examples**

Businesses with both tight spaces and large openings

Warehousing/logistics, light manufacturing, education, hospitality and airports

Light industrial facilities, warehouses, convention centers and airports

Shopping centers and industrial environments

**Estimated run time**

Indoor and outdoor, up to 190 minutes

Indoor and outdoor, up to 150 minutes

Indoor and outdoor, up to 3.9 hours (base), 6.5 hours (high-capacity), 8.5 hours (lithium-ion)

Indoor and outdoor, up to 3.4 hours

**Recommended applications**

Light to medium-duty environments

Light to medium-duty environments

Light dirt, sand and paper litter





Light dirt and paper litter on hard and soft surfaces



# Product line comparison sheet

## MICRO SCRUBBERS

## SPECIALTY SCRUBBERS

Machines	 <b>CS16</b>	 <b>CS5</b>	 <b>T1B</b>	 <b>i-mop family</b>
<b>Specs</b>	<ul style="list-style-type: none"> <li>• 13.8" cleaning path</li> <li>• 3.9 gal solution tank</li> </ul>	<ul style="list-style-type: none"> <li>• 11" cleaning path</li> <li>• 1.3 gal solution tank</li> </ul>	<ul style="list-style-type: none"> <li>• 15" cleaning path</li> <li>• 2.5 gal solution tank</li> </ul>	<ul style="list-style-type: none"> <li>• 14.5" (i-mop Lite), 18.1" (i-mop XL Plus), 24.4" (i-mop XXL Plus) cleaning paths</li> </ul>
<b>Battery type</b>	Sealed AGM	Lithium Ion	Sealed AGM, Lithium ion battery	Lithium ion battery
<b>Target segment examples</b>	Restaurants, restrooms, lobby areas, classrooms and more	Convenience stores, quick-service restaurants, small retail spaces and restrooms	Classrooms, hallways, restrooms, restaurants, hospital rooms	Convenience stores, quick-service restaurants, small retail spaces and restrooms
<b>Estimated run time</b>	Indoor, up to 60 minutes (standard), 70 minutes (Eco mode)	Indoor, up to 50 minutes (standard), 75 mins (optional)	Indoor, up to 60 minutes	Indoor, up to 45 min (i-mop Lite), up to 70 minutes (i-mop XL and XXL Plus)
<b>Recommended applications</b>	Small space, hard-to-reach areas + under obstacles	Small space, congested areas at any time of day with minimal disruption	Entryways, vestibules, checkout aisles and more	Small space including retail and healthcare facilities